

**INDIAN COUNCIL OF WORLD AFFAIRS**  
**RECEIPTS AND PAYMENTS FOR THE PERIOD APRIL 01, 2017 TO MARCH 31, 2018**

(Amount in Rs.)

RECEIPTS	CURRENT YEAR	PREVIOUS YEAR	PAYMENTS	CURRENT YEAR	PREVIOUS YEAR
<b>I. Opening Balances</b>			<b>I. Expenses</b>		
(a) Cash in Hand	-	-	(a) Establishments Expenses		
(b) Bank Balances			Salaries, P.F., etc.	1,52,39,730	1,38,94,159
i) in State Bank of India Current A/c	2,26,621	17,50,032	Bonus	1,58,884	-
ii) in State Bank of India Deposit A/c	2,70,00,000	-	Gratuity Expenses	2,77,440	1,13,836
iii) in State Bank of India Savings A/c	1,27,66,150	2,07,50,157	Council's Contribution to Pension Fund	3,02,500	3,33,150
(c) Others			Staff Welfare Expenses	14,510	21,377
Imprest Account	5,000	5,000	Admin & Inspection Charges-RPFC	39,821	16,556
Postage Imprest with Dispatcher	740	9,202	Medical Reimbursement	18,82,641	11,34,974
Cheque in Hand			Employees Group Insurance	1,40,000	1,28,904
			LTC Expenditure	61,265	19,965
			Leave Encashment (LTC)	2,96,615	15,597
<b>II. Grants</b>			<b>(b) Administrative Expenses</b>		
Grants from MEA - General	8,36,65,000	8,58,82,727	Advertisement Expenses	1,57,990	1,53,274
Grants from MEA - Salaries	1,66,00,000	1,56,00,000	Audit Fee	1,04,650	1,09,300
Grants from MEA - Projects	1,03,57,967	2,17,54,640	Other Expenses	29,744	98,771
			Cost of Publications	13,08,370	15,49,861
			CSCAP General Expenditure	2,227	1,465
			Electricity and Water Charges	52,55,471	50,49,076
			Office Insurance Expenses	72,806	70,955
			Meeting & Seminar Expenses	77,28,645	85,77,191
			NDMC Property Tax	33,87,610	27,61,309
			Office Expenses	8,95,474	8,94,036
			Postage & Telegram	45,652	86,473
<b>III. Income</b>			Professional Charges	2,71,16,871	2,44,60,959
Library Membership	79,600	1,01,300	Printing and Stationery Expenses	6,49,819	6,75,020
Miscellaneous Income	3,94,998	70,013	Repair & Maintenance	42,71,998	35,53,365
Income from Royalty, Publications, etc.	5,54,284	9,71,928	Security Expenses	19,74,162	16,05,158
Interest Earned on Savings Account	1,70,848	21,44,797	Telephone & Internet Expenses	7,66,214	8,53,500
Interest on Fixed Deposit	9,61,860		Traveling & Conveyance	30,41,625	28,77,626
			Newspaper, Books & Periodicals	2,75,228	2,87,944
			Subscription & Membership Expenses	5,19,948	8,88,937
			Website Expenses	9,440	-
<b>IV. Other Receipts</b>			<b>Total Carried Forward</b>	<b>7,60,27,349</b>	<b>7,02,32,738</b>
Security Deposit - Library	32,000	36,400			
Recovery of Festival Advances to Employees	22,950.00	23,143			
Others Advances Recovered	2,10,357	1,35,828			
Cheques Cancelled	20,267	3,000			
<b>Total Carried Forward</b>	<b>15,30,68,642</b>	<b>14,92,38,166</b>			

ACCOUNTANT

A. D. FINANCE

DEPUTY DIRECTOR GENERAL

DIRECTOR GENERAL

Nalin Surie

Indian Council of World Affairs  
 Sapru House, New Delhi



**INDIAN COUNCIL OF WORLD AFFAIRS**  
**RECEIPTS AND PAYMENTS FOR THE PERIOD APRIL 01, 2017 TO MARCH 31, 2018**

(Amount in Rs.)

RECEIPTS	CURRENT YEAR	PREVIOUS YEAR	PAYMENTS	CURRENT YEAR	PREVIOUS YEAR
Total Brought Forward	15,30,68,642	14,92,38,166	Total Brought Forward	7,60,27,349	7,02,32,738
			II. Payments for Fixed Assets		
			Computer/ Peripherals	8,70,781	13,25,734
			Furniture & Fixtures	9,59,386	4,95,725
			Library Books & Journals	63,88,111	44,58,091
			Electric Installation	1,17,008	67,640
			Library IT Infrastructure	7,32,456	6,99,943
			Office Equipment	42,34,858	12,58,020
			Capital Work-in-Progress Lib. Renovation	1,31,320	5,24,142
			Tube Well Water Supply	44,781	-
			III. Refund of Security Deposits/ Loans		
			Security Deposit Refund-Library	-	11,200
			IV. Other Payments (Specify)		
			Payments to CPWD	1,21,14,523	30,00,000
			Utilization for Projects	99,79,958	89,33,890
			Refund of Unutilised Project Grants	-	1,34,90,083
			Grants for Research/ Seminar	53,15,325	38,65,618
			Other Advances	5,61,592	8,41,491
			Payments against Cheques Cancelled	-	35,340
			(a) Cash in Hand		
			(b) Bank Balances		
			i) in State Bank of India Current A/c	2,52,50,162	2,26,620
			ii) in State Bank of India Deposit A/cs	92,20,586	2,70,00,000
			iii) in State Bank of India Savings A/c	11,02,708	1,27,66,151
			(c) Others		
			Imprest Account	5,000	5,000
			Postage Imprest with Dispatcher	12,738	740
TOTAL	15,30,68,642	14,92,38,166	TOTAL	15,30,68,642	14,92,38,166

Place : New Delhi  
Date : 25/05/2018

ACCOUNTANT

A. D. FINANCE

DEPUTY DIRECTOR GENERAL

Nalin Surie  
DIRECTOR GENERAL  
Indian Council of World Affairs  
Sapru House, New Delhi

INDIAN COUNCIL OF WORLD AFFAIRS  
BALANCE SHEET AS AT MARCH 31, 2018


(Amount in Rs.)


	Schedule	Current Year	Previous Year
CORPUS/CAPITAL FUND AND LIABILITIES			
CORPUS/CAPITAL FUND	1	2,17,11,306	1,94,41,558
EARMARKED/ENDOWMENT FUNDS	2	18,769	-
DEFERRED INCOME	3	13,87,20,771	12,77,90,770
CURRENT LIABILITIES AND PROVISIONS	4	6,79,46,993	7,82,38,126
TOTAL		22,83,97,839	22,54,70,454
ASSETS			
FIXED ASSETS	5	13,96,15,940	12,87,34,453
CURRENT ASSETS, LOANS, ADVANCES ETC.	6	8,87,81,899	9,67,36,001
TOTAL		22,83,97,839	22,54,70,454
SIGNIFICANT ACCOUNTING POLICIES	13		
CONTINGENT LIABILITIES AND NOTES ON ACCOUNTS	14		

PLACE : NEW DELHI  
DATE : 25/05/2018

ACCOUNTANT 

A. D. FINANCE 

DEPUTY DIRECTOR GENERAL 

  
DIRECTOR GENERAL  
Nalin Surie

Indian Council of World Affairs  
Sapru House, New Delhi



INDIAN COUNCIL OF WORLD AFFAIRS  
INCOME AND EXPENDITURE ACCOUNT FOR THE YEAR ENDED MARCH 31, 2018

(Amount in Rs.)

	Schedule	Current Year	Previous Year
<b>INCOME</b>			
GRANTS FROM THE CENTRAL GOVERNMENT (REFER TO SCHEDULE 4. 4 (b))	7	8,69,80,409	8,26,18,980
MEMBERSHIP FEES	8	89,788	85,240
INCOME FROM ROYALTY, PUBLICATION ETC.	9	5,54,284	10,97,198
INTEREST EARNED	10	12,79,192	24,86,181
OTHER INCOME		1,47,62,680	1,42,96,569
<b>TOTAL (A)</b>		<b>10,36,66,353</b>	<b>10,05,84,168</b>
<b>EXPENDITURE</b>			
ESTABLISHMENT EXPENSES	11	1,91,57,744	1,83,64,958
OTHER ADMINISTRATIVE EXPENSES	12	6,20,96,970	5,78,48,543
EXPENDITURE ON GRANTS FOR RESEARCH / SEMINAR		44,10,325	47,64,618
COST OF PUBLICATIONS		13,15,370	16,40,861
DEPRECIATION (REFER TO SCHEDULE 5)		1,44,16,196	1,38,94,168
<b>TOTAL (B)</b>		<b>10,13,96,605</b>	<b>9,65,13,148</b>
BALANCE BEING SURPLUS/(DEFICIT) (A-B)		<b>22,69,748</b>	<b>40,71,020</b>
SIGNIFICANT ACCOUNTING POLICIES	13		
CONTINGENT LIABILITIES AND NOTES ON ACCOUNTS	14		

PLACE : NEW DELHI  
DATE : 25/05/2018

ACCOUNTANT

A. D. FINANCE

DEPUTY DIRECTOR GENERAL

DIRECTOR GENERAL

Nalin Surie

Director General  
Indian Council of World Affairs  
Sapru House, New Delhi



INDIAN COUNCIL OF WORLD AFFAIRS

SCHEDULES FORMING PART OF BALANCE SHEET AS AT MARCH 31, 2018

(Amount in Rs.)

SCHEDULE 1 - CORPUS/CAPITAL FUND

	Current Year		Previous Year	
Balance as at the beginning of the year		1,94,41,558		1,53,70,538
Add: Contribution towards Corpus / Capital Fund				
Add: Balance of the net income transferred from the Income and Expenditure Account	22,69,748		40,71,020	
		22,69,748		40,71,020
<b>BALANCE AS AT THE YEAR - END</b>		<b>2,17,11,306</b>		<b>1,94,41,558</b>

SCHEDULE 2 - EARMARKED/ENDOWMENT FUNDS

	Current Year		Previous Year	
A) Opening balance of the funds		(3,59,240)		3,10,093
B) Additions to the Funds:				
Donations/ Grants/ Refunds/ Transfer		1,03,57,967		2,17,54,640
Income from Investments made on account of funds				
Utilization /Expenditure towards objectives of funds				
C) i. Capital Expenditure				
- Fixed Assets				
- Others				
ii. Revenue Expenditure				
- Salaries, Wages and Allowances, etc.				
- Rent				
- Others - Travels and Others Expenses		99,79,958		89,33,890
iii. Refund of Unutilized Grants/ Inter-account Adjustments				1,34,90,083
Net Balance as at Year End (A+B-C)		18,769		(3,59,240)
Debit Balance (Net) Transferred to Schedule 6 - B		18,769		(3,59,240)

SCHEDULE 3 - DEFERRED INCOME

	Current Year		Previous Year	
Opening Balance		12,77,90,770		13,04,89,270
Add: Grants Utilized for Depreciable Fixed Assets and Capital Work in Progress (Net)		2,52,97,683		1,11,47,625
Less: Amount equivalent to depreciation charged on such assets transferred to Income & Expenditure A/c		1,43,67,682		1,38,46,125
<b>TOTAL</b>		<b>13,87,20,771</b>		<b>12,77,90,770</b>

ACCOUNTANT

A. D. FINANCE

DEPUTY DIRECTOR GENERAL

DIRECTOR GENERAL

Nalin Suri

Director General

Indian Council of World Affairs

Sapru House, New Delhi



INDIAN COUNCIL OF WORLD AFFAIRS

SCHEDULES FORMING PART OF BALANCE SHEET AS AT MARCH 31, 2018

(Amount in Rs.)

SCHEDULE 4 - CURRENT LIABILITIES AND PROVISIONS		Current Year		Previous Year	
<b>A. CURRENT LIABILITIES</b>					
1) Sundry Creditors		13,21,649	6,83,759		
2) Advances Received		41,188	51,376		
3) Statutory Liabilities					
a) Overdue	6,05,854		3,64,262		
b) Others		6,05,854		3,64,262	
4) Other Current Liabilities					
a) Security Deposits	5,67,940		5,35,940		
b) Unutilized Grants from the Central Government (refer to Sch 4,4(b))	5,44,43,430		6,64,56,522		
c) Salaries and Allowances Payable	10,53,166		9,28,898		
d) Other Liabilities	6,61,684	5,67,26,220	6,17,509	6,85,38,869	
<b>TOTAL (A)</b>		5,86,94,911		6,96,38,266	
<b>B. PROVISIONS</b>					
Provision for Gratuity		92,52,082		85,99,860	
<b>TOTAL (B)</b>		92,52,082		85,99,860	
<b>TOTAL (A+B)</b>		6,79,46,993		7,82,38,126	

<b>SCHEDULE 4.4 (b) Unutilized Grants from the Central Government</b>			
Opening Balances		Current Year	Previous Year
Add : Grants Received During the Year (General and salaries)		6,64,56,522	5,87,40,400
Less : Transferred to Income and Expenditure Account as "Grants from the Central Government"		10,02,65,000	10,14,82,727
Less : Utilized for Depreciable Fixed Assets and Capital Work in Progress (Transferred to Deferred Income)		16,67,21,522	16,02,23,127
Unutilized Grant Including Advances		8,69,80,409	8,26,18,980
		7,97,41,113	7,76,04,147
		2,52,97,683	1,11,47,625
		5,44,43,430	6,64,56,522
<b>TOTAL</b>		5,44,43,430	6,64,56,522

ACCOUNTANT

A. D. FINANCE

DEPUTY DIRECTOR GENERAL

DIRECTOR GENERAL

Nalin Surie

Director General

Indian Council of World Affairs

Sapru House, New Delhi



INDIAN COUNCIL OF WORLD AFFAIRS  
SCHEDULES FORMING PART OF BALANCE SHEET AS AT MARCH 31, 2018

DESCRIPTION	GROSS BLOCK				DEPRECIATION				NET BLOCK	
	Cost as at beginning of the year	Additions during the year	Deductions during the year	Cost at the year end	As at the beginning of the year	For the year	On Deduction during the year	Total up to the year-end	As at the Current Year-end	As at the Previous Year-end
Fixed Assets Acquired out of Own Funds										
1. BUILDING	28,65,530	-	-	28,65,530	19,38,391	46,357	-	19,84,748	8,80,782	9,27,139
2. FURNITURE, FIXTURES	1,88,400	-	-	1,88,400	1,78,355	1,507	-	1,79,862	8,538	10,045
3. LIBRARY BOOKS & JOURNALS	38,967	-	-	38,967	32,468	650	-	33,118	5,849	6,499
Sub - Total (A)	30,92,897	-	-	30,92,897	21,49,214	48,514	-	21,97,728	8,95,169	9,43,683
Fixed Assets Acquired out of the Central Government Grant										
1. BUILDING	6,41,32,886	10,93,311	-	6,52,26,197	1,25,60,847	26,05,935	-	1,51,66,782	5,00,59,415	5,15,72,039
2. FURNITURE, FIXTURES	4,36,94,999	9,61,880	-	4,46,56,879	2,38,49,636	30,65,650	-	2,69,15,286	1,77,41,593	1,98,45,363
3. OFFICE EQUIPMENTS	1,75,26,184	70,74,724	-	2,46,00,908	82,94,263	19,38,453	-	1,02,32,716	1,43,68,192	92,31,921
4. COMPUTER / PERIPHERALS	1,46,24,749	9,43,784	-	1,55,68,533	1,11,81,127	10,03,925	-	1,21,85,052	33,83,481	34,43,622
5. LIBRARY BOOKS & JOURNALS	3,70,96,588	45,20,657	-	4,16,17,245	1,44,75,766	25,29,857	-	1,70,05,623	2,46,11,622	2,26,20,822
6. LIBRARY IT INFRASTRUCTURE	1,38,93,928	7,32,456	-	1,46,26,384	1,14,47,691	7,03,117	-	1,21,50,808	24,75,576	24,46,237
7. ELECTRIC INSTALLATIONS	3,18,02,784	1,17,800	-	3,19,20,584	1,53,35,880	24,81,766	-	1,78,17,646	1,41,02,938	1,64,66,904
8. BICYCLES & RIKSHAW	7,000	-	-	7,000	4,558	366	-	4,924	2,1076	2,442
9. WATER SUPPLY SYSTEMS	10,12,815	44,781	-	10,57,596	2,62,948	38,613	-	3,01,561	7,56,035	7,49,867
Sub - Total (B)	22,37,91,933	1,54,89,393	-	23,92,81,326	9,74,12,716	1,43,67,682	-	11,17,80,398	12,75,00,928	12,63,79,217
TOTAL OF CURRENT YEAR (A+B)	22,68,84,830	1,54,89,393	-	24,23,74,223	9,95,61,930	1,44,16,196	-	11,39,78,126	12,83,96,097	12,73,22,900
PREVIOUS YEAR	20,91,97,423	1,87,06,299	10,18,892	22,68,84,830	8,66,65,010	1,38,94,168	9,97,248	9,95,61,930	12,73,22,900	12,25,32,413
CAPITAL WORK-IN-PROGRESS									1,12,19,843	14,11,553
TOTAL									13,96,15,940	12,87,34,453

DIRECTOR GENERAL

**Director General**  
**Indian Council of World Affairs**  
**Sapru House, New Delhi**



INDIAN COUNCIL OF WORLD AFFAIRS

SCHEDULES FORMING PART OF BALANCE SHEET AS AT MARCH 31, 2018

(Amount in Rs.)

SCHEDULE 6 - CURRENT ASSETS, LOANS, ADVANCES ETC.		Current Year		Previous Year	
<b>A. CURRENT ASSETS</b>					
1 Sundry Debtors		-		-	
2 Cash balances in hand (including cheques/drafts and imprest)		17,738		5,740	
3 Bank Balances					
With Scheduled Banks					
- On Current Accounts (State Bank of India)	2,52,50,162		2,26,620		
- On Deposit Accounts (State Bank of India)	92,20,586		2,70,00,000		
- On Saving Accounts (State Bank of India)	11,02,708		1,27,66,151		
		3,55,73,456		3,99,92,771	
<b>TOTAL (A)</b>		3,55,91,194		3,99,98,511	
<b>B. LOANS, ADVANCES AND OTHER ASSETS</b>					
1 Advances and other amounts recoverable in cash or in kind or for value to be received:					
a) On Capital Account - CPWD	4,57,58,950			5,18,39,046	
b) Pre-payments	39,64,327			21,11,038	
c) Income Tax (TDS) Recoverable	1,23,960			1,23,960	
d) On Account of Earmarked Funds	-			3,59,240	
e) Others	28,55,600			19,62,822	
2 Income Accrued	4,87,868			3,41,384	
a) On Deposit Accounts					
<b>TOTAL (B)</b>		5,31,90,705		5,67,37,490	
<b>TOTAL (A + B)</b>		8,87,81,899		9,67,36,001	

ACCOUNTANT

A. D. FINANCE

DEPUTY DIRECTOR GENERAL

DIRECTOR GENERAL

Nalin Suri

Director General

Indian Council of World Affairs

Sapru House, New Delhi



INDIAN COUNCIL OF WORLD AFFAIRS

SCHEDULES FORMING PART OF INCOME & EXPENDITURE ACCOUNT FOR THE YEAR ENDED MARCH 31, 2018

(Amount in Rs.)

SCHEDULE 7 - MEMBERSHIP FEES		Current Year	Previous Year
Library Membership		89,788	85,240
TOTAL		89,788	85,240

SCHEDULE 8 - INCOME FROM ROYALTY, PUBLICATION ETC.		Current Year	Previous Year
Royalty		5,54,284	10,97,198
TOTAL		5,54,284	10,97,198

SCHEDULE 9 - INTEREST EARNED		Current Year	Previous Year
1) On Term Deposits With Scheduled Bank (State Bank of India)		11,08,344	3,41,384
2) On Savings Account With Scheduled Bank (State Bank of India)		1,70,848	21,44,797
TOTAL		12,79,192	24,86,181

SCHEDULE 10 - OTHER INCOME		Current Year	Previous Year
a) Transfer from Deferred Income (Refer to Schedule 3)		1,43,67,682	1,38,46,125
b) Liability Written-off (Security Deposit - Auditorium)		3,94,998	3,74,775
c) Miscellaneous Income			75,669
TOTAL		1,47,62,680	1,42,96,569

ACCOUNTANT

A. D. FINANCE

DEPUTY DIRECTOR GENERAL

DIRECTOR GENERAL

Nalin Suri

Director General

Indian Council of World Affairs

Sapru House, New Delhi



INDIAN COUNCIL OF WORLD AFFAIRS

SCHEDULES FORMING PART OF INCOME & EXPENDITURE ACCOUNT FOR THE YEAR ENDED MARCH 31, 2018

(Amount in Rs.)

SCHEDULE 11 – ESTABLISHMENT EXPENSES		
	Current Year	Previous Year
a) Salaries and Wages	1,51,89,902	1,36,70,916
b) Bonus	1,58,884	-
c) Contribution to Employees Provident & Pension Fund	11,24,496	11,37,257
d) Staff Welfare Expenses	14,510	21,377
e) Administrative and Inspection Charges – R.P.F.C.	43,361	16,922
f) Expenses on Employees' Retirement and Terminal Benefits (Gratuity)	9,29,662	21,97,009
g) Medical Expenses (Net of Recoveries)	15,82,764	12,14,415
h) Employees Group Insurance	1,14,165	1,07,062
TOTAL	1,91,57,744	1,83,64,958

SCHEDULE 12 - OTHER ADMINISTRATIVE EXPENSES	
a) Audit Fees	1,04,650
b) CSCAP - General Expenditures	2,227
c) Advertisement Expenses	1,94,776
d) Electricity & Water	51,75,881
e) Expenses on Seminar/ Workshops	92,00,346.00
f) Office Insurance	70,955
g) NDMC Property Tax	33,87,610
h) Office Expenses	11,02,463.00
i) Postage, Telephone and Communication Charges	8,06,605
j) Printing and Stationery	6,40,348
k) Professional & Other Manpower Hire Charges	2,72,46,598
l) Repairs and maintenance	82,32,976
m) Security Expenses	21,81,205
n) Travelling and Conveyance Expenses	28,72,310
o) Other Expenses	1,27,157.00
p) Newspaper, Books and Periodicals	3,45,399
q) Subscription and Membership Fees	3,96,024
r) Website Expenses	9,440
s) Prior Period Items	-
TOTAL	6,20,96,970

Current Year	Previous Year
1,09,300	1,09,300
1,465	1,465
1,53,274	1,53,274
52,00,454	52,00,454
93,24,937	93,24,937
70,642	70,642
27,61,309	27,61,309
8,82,218	8,82,218
9,37,746	9,37,746
6,73,866	6,73,866
2,42,57,808	2,42,57,808
77,62,699	77,62,699
14,91,070	14,91,070
29,43,538	29,43,538
98,771	98,771
2,64,993	2,64,993
8,87,153	8,87,153
27,300	27,300

ACCOUNTANT

A. D. FINANCE

DEPUTY DIRECTOR GENERAL

DIRECTOR GENERAL

Nalin Surie

Director General  
Indian Council of World Affairs  
Sapru House, New Delhi



## INDIAN COUNCIL OF WORLD AFFAIRS

### SCHEDULES FORMING PART OF THE ACCOUNTS FOR THE YEAR ENDED MARCH 31, 2018

#### SCHEDULE 13 - SIGNIFICANT ACCOUNTING POLICIES

##### 1. ACCOUNTING CONVENTION

The Accounts are prepared on the basis of Historical Cost Convention and generally on the accrual method of accounting except in case of CSCAP Grants and utilization thereof which are accounted for on cash basis.

##### 2. FIXED ASSETS AND DEPRECIATION

2.1 Fixed Assets are stated at cost of acquisition including incidental and direct expenses related to acquisition.  
2.2 Fixed Assets are valued at cost less accumulated depreciation. Depreciation on fixed assets is provided on written down value method at the following rates adopted by the management:

Building	5%
Library Books and Journals	10%
Furniture & Fixtures	15%
Office Equipment	15%
Computer/ Peripherals	25%
Electric Installations	15%
Bicycles	15%
Water Supply Systems	5%

Assets purchased and put to use on or after 1<sup>st</sup> October of the year under review are depreciated during that year at 50% of the rates stated above.

ACCOUNTANT

A. D. FINANCE

DEPUTY DIRECTOR GENERAL

DIRECTOR GENERAL

Nalin Surie

Director General  
Indian Council of World Affairs  
Sapru House, New Delhi



### 3. REVENUE RECOGNITION

- 3.1 Grants/ contributions received for specific purposes are initially treated as a liability and adjusted for capital or revenue expenses as per utilisation during a year.
- 3.2 Grants, to the extent utilised for depreciable assets, are treated as deferred income and recognised in the Income & Expenditure Account on a systematic and rational basis.
- 3.3 Generally, grants, to the extent utilised during a year for revenue expenditures, are treated as income of the year.

### 4. FOREIGN CURRENCY TRANSACTIONS

Transactions denominated in foreign currency are accounted at the official rate of exchange (ORE) of MEA prevailing on the date of transaction.

### 5. RETIREMENT BENEFITS

Employer's and employees' contribution to Provident Fund are transferred to EPFO.

Provision for gratuity is calculated on the assumption that gratuity is payable to all employees at the end of the accounting year. Such amount of gratuity is charged to revenue.

Place : New Delhi  
Date : 25/05/2018

ACCOUNTANT

A. D. FINANCE

DEPUTY DIRECTOR GENERAL

DIRECTOR GENERAL

Nalin Surie  
Director General  
Indian Council of World Affairs  
Sapru House, New Delhi



## INDIAN COUNCIL OF WORLD AFFAIRS

### SCHEDULES FORMING PART OF THE ACCOUNTS FOR THE YEAR ENDED MARCH 31, 2018

#### SCHEDULE 14 - CONTINGENT LIABILITIES AND NOTES TO ACCOUNTS

##### 1. CONTINGENT LIABILITIES:

- a. Services of an employee namely Mr. H. S. Chadha, A.C. Plant Operator were terminated during the period April 01, 1995 to September 26, 2001. He filed a court case against the termination and a lower court has passed an order directing ICWA to pay full back wages to the employee. Liability of Rs.2.00 Lakhs on this account has not been provided for as ICWA has filed an appeal in Delhi High Court against the order of lower court. However on direction of the High Court, ICWA has deposited Rs.1,01,205 with the Court which has been shown as advances in the balance sheet.
- b. Liability in respect of other court cases, if any, against ICWA - Nil.

##### 2. CAPITAL COMMITMENTS - Net of Advances - Nil

3. Indian Council of World Affairs, a society registered under the Societies Registration Act, 1860 was established in 1943 as a non profit making institution. Ministry of Law, Justice and Company Affairs issued the Indian Council of World Affairs Ordinance 2000 (3 of 2000) whereby the management of the Council was taken over by the Government of India. The ordinance was further regulated by enactment of the Indian Council of World Affairs Act, 2001 (Act No. 29 of 2001). At present the Council is financed by grants from the Ministry of External Affairs, Government of India (MEA).

4. The Council receives CSCAP grants from MEA to represent CSCAP - India in various CSCAP meetings held world wide and other project specific grants. The Council is responsible for managing the grants only i.e. receipt of the grant and utilization thereof as per the specific sanction for each grant. The Council is of the view that project specific transactions have no bearing on surplus/ deficit of the Council and accordingly the same are accounted for on cash basis of accounting.

ACCOUNTANT

A. D. FINANCE

DEPUTY DIRECTOR GENERAL

DIRECTOR GENERAL

Nalin Surie


Director General  
Indian Council of World Affairs  
Sapru House, New Delhi



5. Previous year figures have been regrouped or rearranged wherever necessary to conform to current year figures.
6. Figures in the Final Accounts have been rounded off to the nearest rupees.
7. Fixed Assets register showing full particulars, including quantitative details and situation of all Fixed Assets held by the previous management prior to take over by the Government is not available. In the absence of this record as well as any report on physical verification, the present management could not deal with the discrepancies, if any, in the books of account regarding these fixed assets.
8. The present management, as per available records, has no liability on account of lease rent. In case, cost of the land is part of the cost of building (Own Fund), depreciation charged on the building may be contrary to the generally accepted accounting principles.

Place : New Delhi  
Date : 25/05/2018

  
ACCOUNTANT

  
A.D. FINANCE

  
DEPUTY DIRECTOR GENERAL

  
DIRECTOR GENERAL

Nalin Surie  
Director General  
Indian Council of World Affairs  
Sapru House, New Delhi